


**Top 10 tips to support your child
through their exams**

What is Prepare to Perform?




Staying calm, feeling good, being effective

- ✓ A toolkit to help your child control different aspects of their life to help them perform better when it comes to exam time
- ✓ It will allow them to focus, set themselves a plan and work towards being prepared in the best possible way




How can you help your child and prepare them to perform?



1. Being a role model
2. Help them set goals
3. Keep them active
4. Healthy eating
5. Time out
6. Sleep patterns
7. Unplugging
8. Staying cool & calm
9. Belief
10. Be supportive

Each day you can support your child to make choices which can impact how they perform during the exam period

1. Being a role model




Set a good example by modelling the behaviour you want your child to adopt...

- Planning for the week
- Eating healthily and well
- Keeping hydrated
- Leading an active life
- Staying calm
- Being organised
- Good sleep habits



2. Goal Setting




- **Encourage** them to keep their goals planner visible – e.g. printed and displayed on their bedroom wall
- **Help focus** them and talk to them about their goals regularly
- Give **positive reinforcement**
- **Connect** with them about ‘**why**’ and ‘**what**’ they want to achieve




3. Keeping Active

- Encourage them to keep active on a daily basis
- Carry out exercise in manageable chunks e.g. 3 x 20 min sessions throughout the day
- Plan to do active things together on a weekend
- Go out for a walk together and get some fresh air
- Help them plan out their weekly exercise schedule in advance
- After exercise your brain functions well, so encourage a revision session afterwards

60
minutes
per day



4. Healthy Eating



- Plan your family meals for the week – breakfast, snacks, lunches and evening meals
- Carry out a weekly food shop and make sure you write a list
- Avoid high sugary and fatty foods or drinks
- Aim to eat clean, fresh and healthy foods
- Have a couple or 'treat' meals / or meals out per week
- Use the Mark Lloyd recipes and meal planner as guidance
- Encourage them to eat breakfast everyday
- Hydration is key to brain functioning so make sure your child carries a bottle of water with them




4. Healthy Eating

A BALANCING ACT

Keep your sugar levels under control.

Eating the right food and drink can energise your system, improve alertness and sustain your child through the long exams



UP THE B'S & OMEGA 3'S

B vitamins are directly involved in creating energy at a cellular level & will give you an energy boost

Green vegetables

Asparagus / Spinach

Broccoli

Yoghurt

Chicken / Salmon

Whole Grains / Brown rice

Almonds / Pecans

Eggs

MIGHTY MAGNESIUM

Magnesium is involved in over 1000 enzymatic reactions in the body. It's vitally important in providing our cells with energy

Green vegetables

Nuts

Pulses

Fish


Bananas

Macro Cheat Sheet

- Carbohydrates**
 - Breads
 - Rice
 - Couscous
 - Cereals
 - Bran
 - Potatoes
 - Pasta
 - Oats
 - Cream of Wheat
 - Corn
 - English Muffins
 - Pancakes
 - Whole Wheat/Whole Grains
 - Vegetables
 - Squash
 - Pumpkin
 - Berries
 - Fruits
 - Sugars
- Proteins**
 - Beans**
 - Sprouted**
 - Grains**
 - Quinoa**
 - Most Yogurts**
 - Skim Milk**
 - Peas**
 - Chicken
 - Turkey
 - Egg Whites
 - Fish
 - Buffalo
 - Bison
 - Whey Protein
 - Turkey Bacon
 - Lean Beef
 - Low/Non-fat cottage cheese
 - Low/Non-fat greek yogurt
- Fats**
 - Eggs**
 - Salmon**
 - Bacon**
 - Chia Seeds**
 - Cottage Cheese**
 - Whole Fat Milk**
 - Duck**
 - Whole-Fat Yogurt**
 - Acocado**
 - Nut Butters**
 - Egg Yolks**
 - Nuts**
 - Oils**
 - Olives**
 - Flaxseed**

Fats

5. Time Out



Encourage them to build in opportunities to take some time out every week, away from study. For example:


- Going out for food
- Seeing friends
- Having a bath
- Listening to music
- Reading a book
- Doing a hobby
- Going shopping
- Going to the cinema



TAKING TIME OUT

IS AS IMPORTANT AS PUTTING TIME IN


6.Sleep Patterns



- Young people need between 8 – 9 hours sleep per night
- Help your child create a relaxing evening routine
- Make sure they don't eat too late at night
- Avoid giving them caffeine or sugary drinks late at night
- Make sure they don't work or revise too late before going to bed
- Encourage them to switch off from social media / technology at least an hour before bedtime




7. Unplugging



- ✓ Encourage them to unplug from technology everyday
- ✓ Help them switch off from technology at least 30 mins- 1 hr before going to sleep
- ✓ Support your child to appreciate the world around them rather than being governed by their phone
- ✓ Make sure they put their phone away, & on silent, while they are concentrating on tasks / revision / homework
- ✓ Help them learn to have the control to not be obsessed with their phone
- ✓ Choose some time each day/week to switch off and unplug from technology with them



8. Staying Cool & Calm




- Set a good example by staying calm yourself
- Create a relaxing environment for your child
- Help them plan out coping strategies to deal with their stress
- Give them positive distractions away from studying
- Help them understand their stress & to focus on controlling the controllables
- Promote a balance of their academic studies & other activities during the week

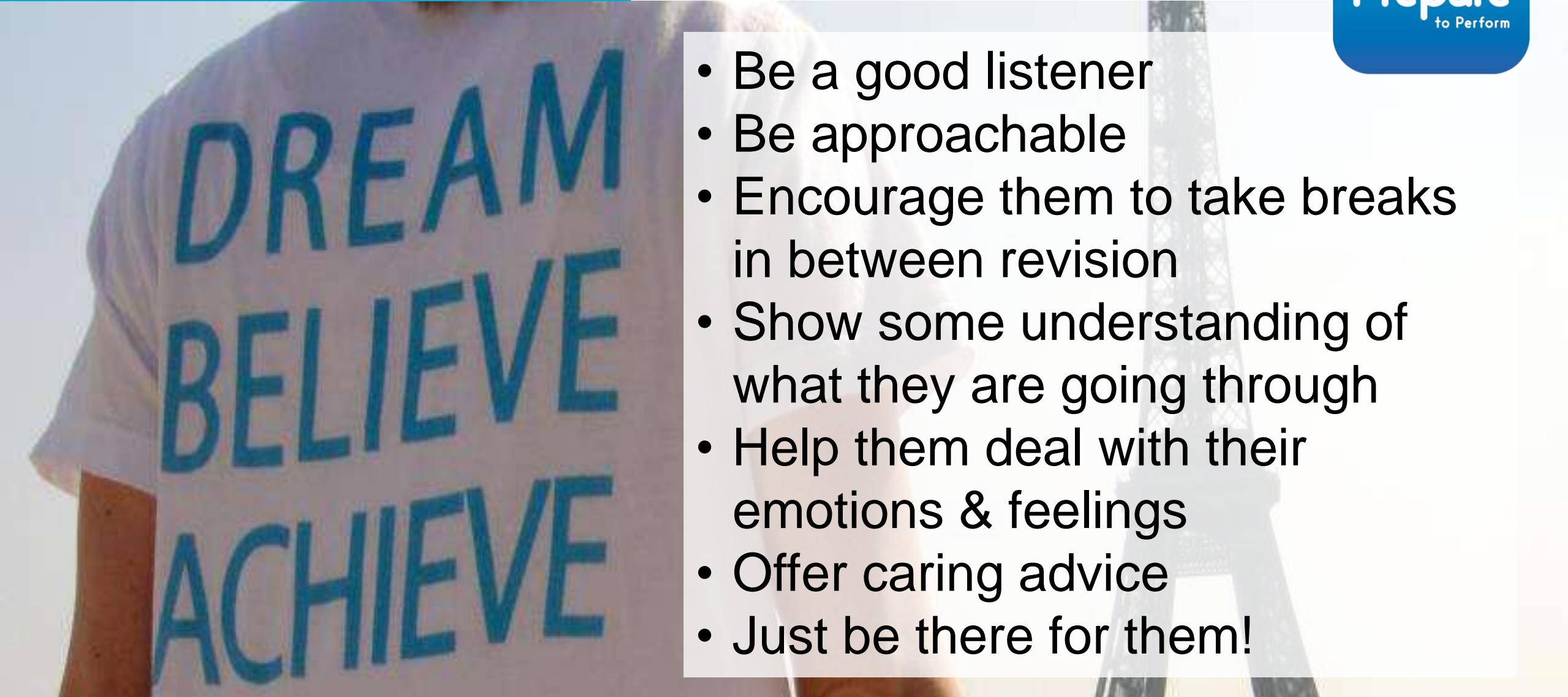
9. Belief

- Give them positive reinforcement
- Boost their confidence daily
- Celebrate any successes and reward them e.g. if they have achieved their mini-goals
- Try not to set your expectations too high
- Show them how proud of them you are
- Highlight things to make them feel good
- Give them the belief in themselves to help them achieve

**BELIEVE
YOU CAN
& YOU'RE
HALFWAY
THERE.**

10. Be Supportive



- 
- The background of the slide features a person wearing a white t-shirt with the words 'DREAM', 'BELIEVE', and 'ACHIEVE' printed in large, bold, blue capital letters. The person is standing in front of a blurred background that appears to be the Eiffel Tower.
- Be a good listener
 - Be approachable
 - Encourage them to take breaks in between revision
 - Show some understanding of what they are going through
 - Help them deal with their emotions & feelings
 - Offer caring advice
 - Just be there for them!