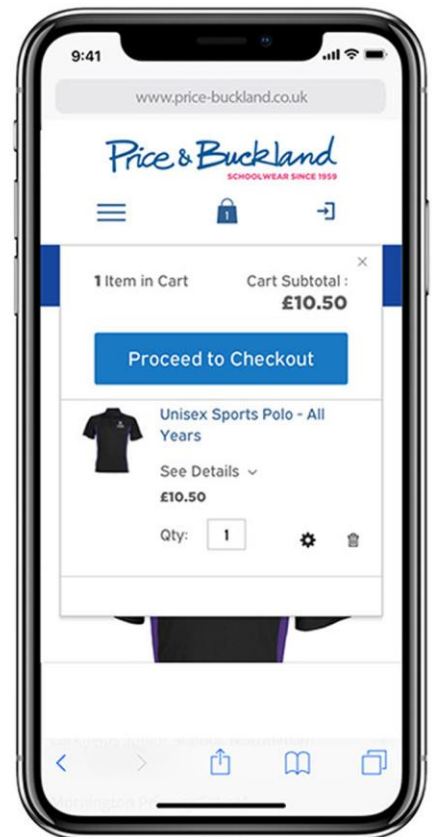
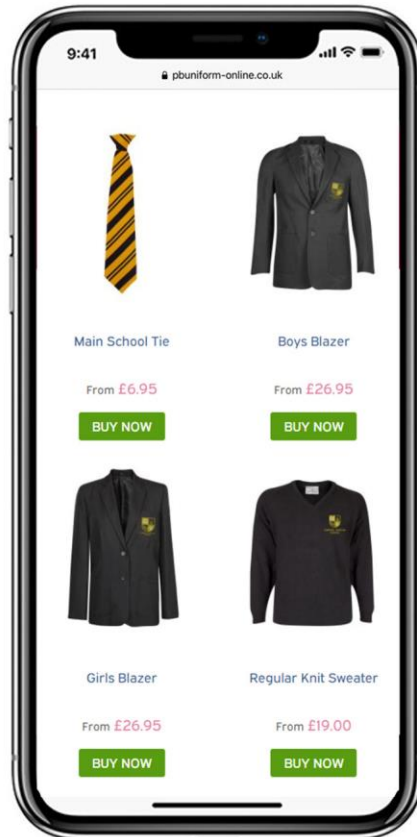




Price & Buckland

SCHOOLWEAR SINCE 1959



Springwood High School

Scan Me!



www.price-buckland.co.uk

Springwood High School

Uniform Information



Dear Parent/Carer,

We are delighted to have been chosen by SHS, to supply your uniform and sportswear. This document aims to provide all the guidance you need to order the correct garments for your child. Our online service is secure, and orders can be placed quickly and safely, direct with us at Price & Buckland. The information below shows all the garments you require along with prices, colours and sizes available

Ordering Process

The online ordering service allows you to view and order uniform 24 hours a day, 7 days a week. Orders are usually dispatched to a personal address within 5 working days although times will be extended during our busier months (June- September).

To ensure delivery for the start of term we strongly advise that you place your orders by the 1st August 2023.

FREE Returns

Please include your delivery note in the parcel you are returning to us.

To create a return please follow these steps below. Please note this is not for faulty or personalised items. For help with faulty items please contact Customer Services on 0115 964 0827 or email webenquiry@price-buckland.co.uk.

1. Log into your account
2. Select My Returns
3. Select the order in the dropdown box below and click Return
4. Tick the product that you wish to return or the item you should have received, select the quantity from the drop down, and then select a reason and item condition
5. Select a Return Resolution. Unless we have sent you an incorrect item that was not one you ordered, please select refund
6. If you wish to provide more information please add a message at the bottom of the request, and if necessary, attach photos
7. Click **submit request**
8. Follow the Royal Mail instructions

We hope you find the service both easy and convenient to use.

Many thanks,

The Price & Buckland Team

To view your online shop visit:
www.pbuniform-online.co.uk/springwoodhigh

*Errors and Omissions Excepted



Register now to receive updates regarding availability of stock and delivery information



How to order

Visit the school finder located on the Price and Buckland website or go directly to your school's online shop.

Browse the range and add items to your basket.

Go to the checkout and enter your details.

Await your order.



How to pay

We accept the following payment methods:



Your card will be charged at the time of your order.



How to contact us

Email Us



Email webenquiry@price-buckland.co.uk

Stating your order number followed by your query.

Phone Us



Call 0115 964 0827

To speak to one of our customer service team



Online Contact Form

Complete our online contact form on

www.price-buckland.co.uk



Delivery & Returns

Standard Delivery

Our standard delivery service will be despatched within 5 working days.

Delivery times may be extended during our busy summer period (June-September)

FREE Returns and Exchanges

We will be happy to refund any item(s) that you are not completely satisfied with, if they are returned in an unused condition, and wherever possible sent back in the original packaging within 14 days.

Please visit this URL to create a return:

www.royalmail.com/track-my-return/create/2864

Rather than operating an exchange service, we ask that you return your items for a full refund and then place a new order.

Springwood High School

Uniform Information

Price & Buckland
SCHOOLWEAR SINCE 1959

MAIN UNIFORM					
Codes & Description of Garments		Colour	Sizes	Price	Rules for wearing
9600/9200	Fitted or Regular Fit Blazer with school logo (manufactured from recycled plastic bottles)	Black	28" - 36"	£31.50	Compulsory choose style
			38" - 48"	£38.00	
SPRI895 SPRI896 SPRI897 SPRI898 SPRI899	Special Striped Clip-on House Ties Sandringham Holkham Blickling Oxburgh Felbrigg	Green/Black Royal/Black Gold/Black Red/Black Purple/Black	19" Clip On	£7.95	Compulsory choose House
9800	2 Box Pleat (front & back) skirt with adjustable waist logo right hem - 2 lenghts	Black	22" - 26"	£15.45	Optional, if wearing skirt, must be this
			28" - 40"	£18.55	
4650	Fine Knit Cotton/Acrylic Sweater with logo	Black	28" - 34"	£14.75	Optional, if wearing sweater, must be this
			36" - 50"	£17.75	
9930	Slim Fit Trousers with adjustable waist no logo - 3 lengths	Black	22" - 26"	£14.50	Optional may be purchased elsewhere - MUST be school approved style
			38" - 40"	£17.50	
9900/9901	Choice of Pleat Front & Flat Front Trousers - no logo pleat or flat front with adjustable waist no logo - 3 lengths	Black	22" - 26"	£14.50	
			28" - 44"	£17.50	
SPORTSWEAR					
Codes & Description of Garments		Colour	Sizes	Price	Rules for wearing
31076	PE Polo with Panels, Piping and Logo	Black/Purple/White	28"-S	£12.50	Compulsory
			M - XXL	£15.00	
6350	PE Mesh Shorts Plain no logo	Black	28" - S	£6.50	Optional may purchase from elsewhere - MUST be approved school style
			M - XXL	£8.00	
6807	PE Technical leggings Plain no logo	Black	32" - 34"	£11.75	
			36" - 42"	£14.25	
32110	PE Knee High Sports Socks	Black	size 3-6	£4.60	
			size 7-11	£5.55	


To view your online shop visit:
www.pbuniform-online.co.uk/springwoodhigh

*Errors and Omissions Excepted

HOW TO MEASURE YOUR CHILD

Price & Buckland Schoolwear has been created with the growing child in mind and for a comfortable fit. It is generous in size and durable.

We always recommend checking your child's measurements before buying by using our top tips to ensure the best fit.



1 HEIGHT

Without shoes, with the back against the wall place feet together flat on the floor. Measure from the top of the head to the ground.

2 NECK

Measure around the base of the neck where the shirt collar would normally sit. Leave a little room for comfort.

3 CHEST

Measure the chest at the fullest part placing the tape close up under the arms.

4 WAIST

Measure around the natural waistline, at the narrowest part. Leave a little extra room for comfort.

5 HIPS

Standing straight, with heels together, measure around the fullest part.

6 INSIDE LEG

In bare feet take the measurement from the top of the inside leg to the floor.

